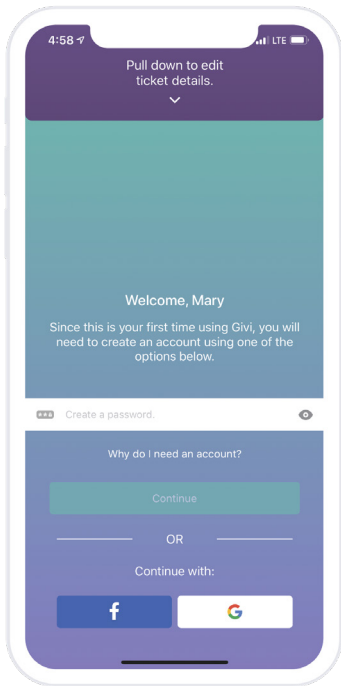



givi Auction Tutorial

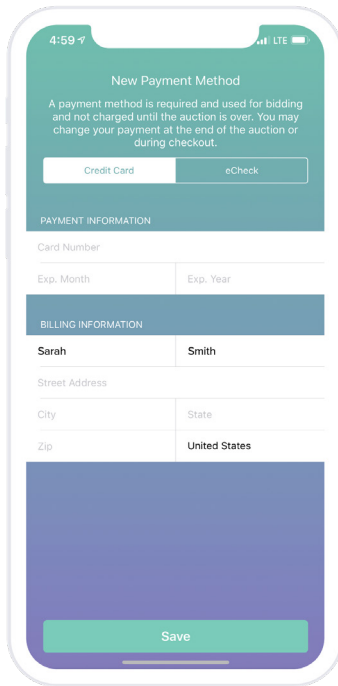
Search for Givi in the App store on iOS
or Google Play on Android



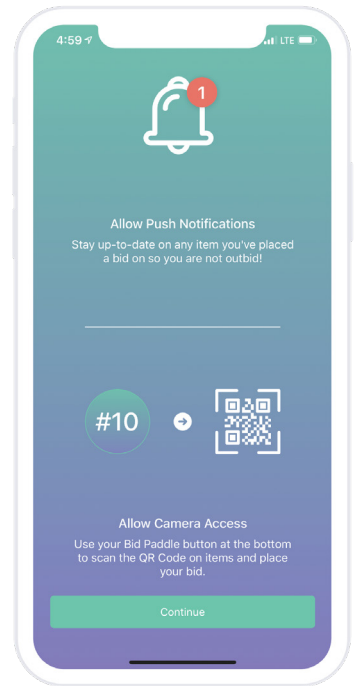
To be taken directly to your auction in the app, enter the **event code** you received after registration. You can find the code in your registration confirmation email. When you click “Go,” you’ll be logged directly into the auction. Confirm or edit your ticket details.



Create a password and tap
Continue



Confirm your payment method
or add a new one



Allow push notifications and
camera access so you can
receive outbid alerts and use
your QR code bid paddle



You're in!

You can now browse items and swipe to bid, or tap your bidder number at the bottom of your screen to display your unique QR code to have an auction attendant scan to place your bid.

What can you do next?

- + Add items to your watch list by tapping the heart icon
- + Swipe to bid on items
- + Receive push notifications when you're outbid
- + Participate in fund-a-need donation appeals
- + Buy items like raffle and drink tickets
- + View purchases by tapping on the cart icon
- + Quickly check out and pay when the auction ends

